

Table of Contents

Population	
Population by Age and Gender	2
Population by Single Year of Age	6
Single Year of Age by Gender	10
Citizenship	11
Marital Status	
Marital Status	13
Housing	
Dwelling Unit by Structure Type and Ownership	15
Structure Type	16
Tenure	18
Labour Force	
Occupation	19
Mobility	
Length of Residence	21
Crime	
Type of Crime by Year	23
Education	
Students (K-12) by Type of School	24
School District Residency	25

2005 Municipal Census

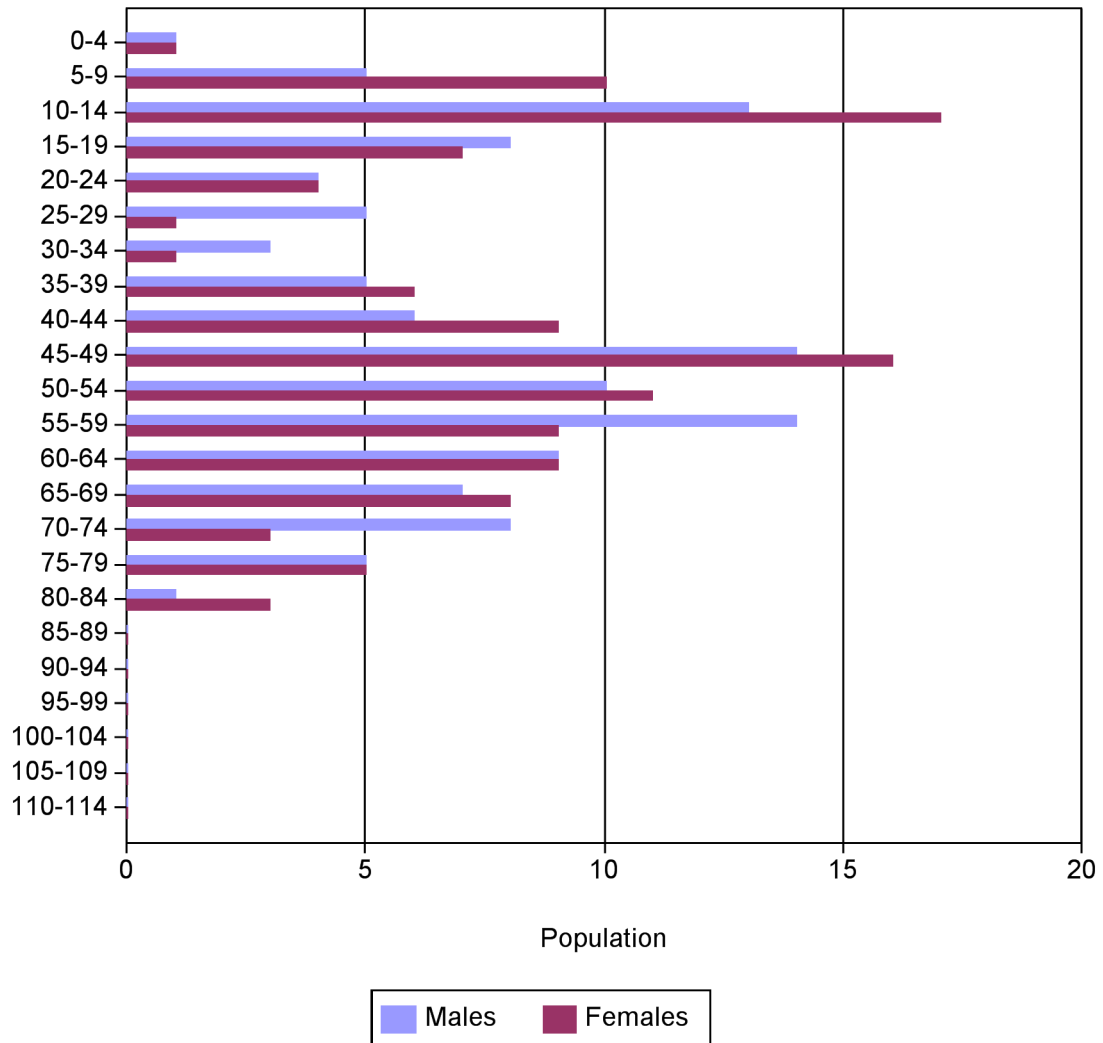
Population by Age and Gender

Age Group	Males		Females		Total	
	No.	%	No.	%	No.	%
0-4	1	0.8	1	0.8	2	0.8
5-9	5	4.2	10	8.3	15	6.3
10-14	13	11.0	17	14.2	30	12.6
15-19	8	6.8	7	5.8	15	6.3
20-24	4	3.4	4	3.3	8	3.4
25-29	5	4.2	1	0.8	6	2.5
30-34	3	2.5	1	0.8	4	1.7
35-39	5	4.2	6	5.0	11	4.6
40-44	6	5.1	9	7.5	15	6.3
45-49	14	11.9	16	13.3	30	12.6
50-54	10	8.5	11	9.2	21	8.8
55-59	14	11.9	9	7.5	23	9.7
60-64	9	7.6	9	7.5	18	7.6
65-69	7	5.9	8	6.7	15	6.3
70-74	8	6.8	3	2.5	11	4.6
75-79	5	4.2	5	4.2	10	4.2
80-84	1	0.8	3	2.5	4	1.7
85-89	0	0.0	0	0.0	0	0.0
90-94	0	0.0	0	0.0	0	0.0
95-99	0	0.0	0	0.0	0	0.0
100-104	0	0.0	0	0.0	0	0.0
105-109	0	0.0	0	0.0	0	0.0
110-114	0	0.0	0	0.0	0	0.0
Total	118	100.0	120	100.0	238	100.0

Note: Group Count is included in the table. Group Count means total numbers of individuals residing in a multiple resident facility (such as a group home, transient drop-in centre, residential hotel, or a criminal detention centre) where the personal information that can be conveyed about those individuals by the facility administration is limited by legislation or the facilities regulations.

2005 Municipal Census

Population by Age and Gender



1999 Municipal Census

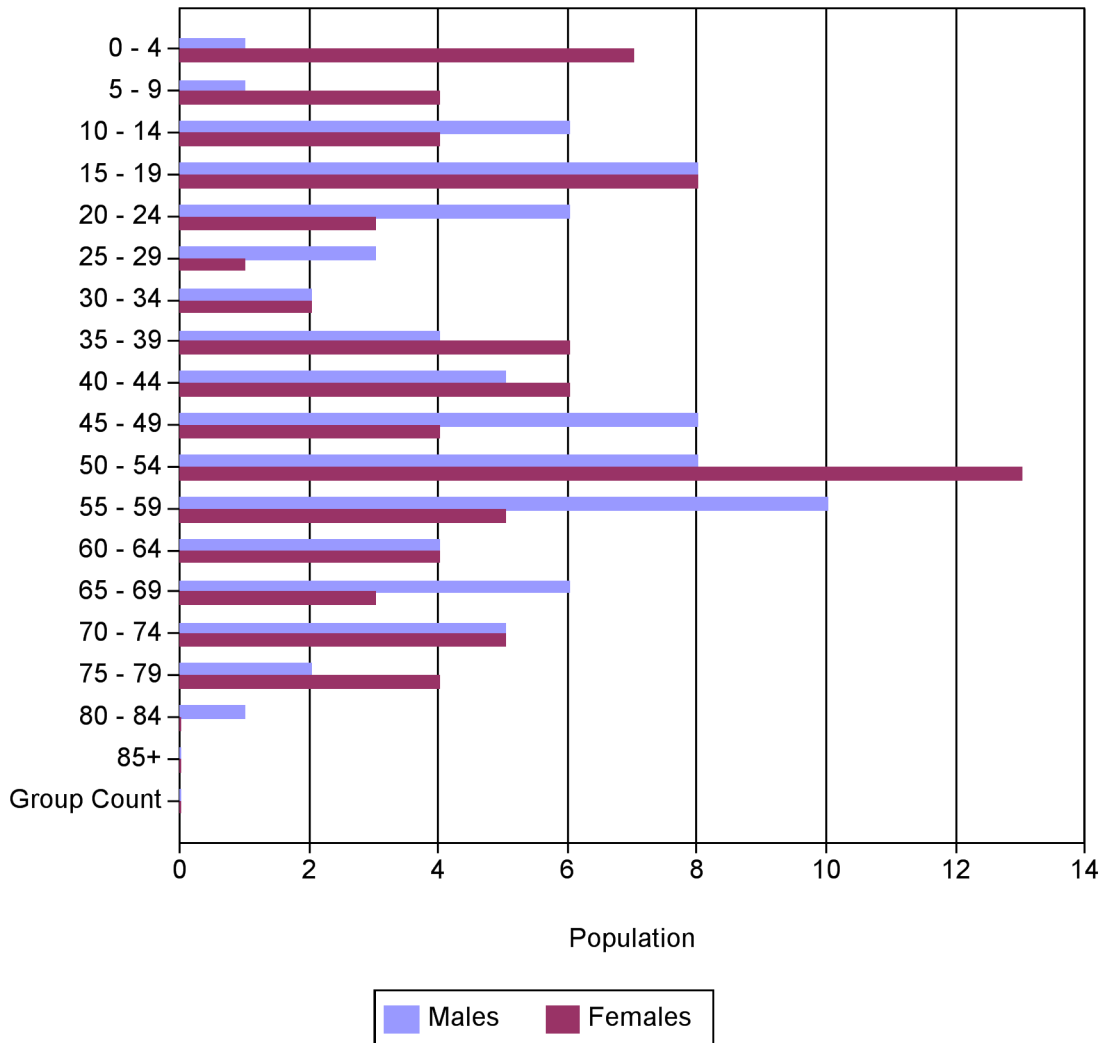
Population by Age and Gender

Age Group	Males		Females		Total	
	No.	%	No.	%	No.	%
0 - 4	1	1.3	7	8.9	8	5.0
5 - 9	1	1.3	4	5.1	5	3.1
10 - 14	6	7.5	4	5.1	10	6.3
15 - 19	8	10.0	8	10.1	16	10.1
20 - 24	6	7.5	3	3.8	9	5.7
25 - 29	3	3.8	1	1.3	4	2.5
30 - 34	2	2.5	2	2.5	4	2.5
35 - 39	4	5.0	6	7.6	10	6.3
40 - 44	5	6.3	6	7.6	11	6.9
45 - 49	8	10.0	4	5.1	12	7.5
50 - 54	8	10.0	13	16.5	21	13.2
55 - 59	10	12.5	5	6.3	15	9.4
60 - 64	4	5.0	4	5.1	8	5.0
65 - 69	6	7.5	3	3.8	9	5.7
70 - 74	5	6.3	5	6.3	10	6.3
75 - 79	2	2.5	4	5.1	6	3.8
80 - 84	1	1.3	0	0.0	1	0.6
85+	0	0.0	0	0.0	0	0.0
Group Count	0	0.0	0	0.0	0	0.0
Total	80	100.0	79	100.0	159	100.0

Note: Group Count means total numbers of individuals residing in a multiple resident facility (such as a group home, transient drop-in centre, residential hotel, or a criminal detention centre) where the personal information that can be conveyed about those individuals by the facility administration is limited by legislation or the facilities regulations.

1999 Municipal Census

Population by Age and Gender



2005 Municipal Census**Population by Single Year of Age**

Age	No.	Age	No.	Age	No.
0	1	34	1	68	2
1	0	35	1	69	4
2	0	36	2	70	3
3	1	37	2	71	1
4	0	38	2	72	1
5	2	39	4	73	6
6	5	40	4	74	0
7	2	41	2	75	2
8	2	42	4	76	1
9	4	43	2	77	1
10	9	44	3	78	1
11	0	45	3	79	5
12	6	46	7	80	0
13	10	47	9	81	2
14	5	48	8	82	0
15	2	49	3	83	1
16	5	50	4	84	1
17	4	51	2	85	0
18	2	52	6	86	0
19	2	53	7	87	0
20	3	54	2	88	0
21	2	55	5	89	0
22	2	56	5	90	0
23	0	57	3	91	0
24	1	58	4	92	0
25	2	59	6	93	0
26	1	60	4	94	0
27	1	61	5	95	0
28	1	62	4	96	0

2005 Municipal Census**Population by Single Year of Age**

Age	No.	Age	No.	Age	No.
29	1	63	2	97	0
30	0	64	3	98	0
31	0	65	6	99	0
32	3	66	2	100	0
33	0	67	1	100+	0
Total					238

Note: Group Count is NOT included in the table. Group Count means total numbers of individuals residing in a multiple resident facility (such as a group home, transient drop-in centre, residential hotel, or a criminal detention centre) where the personal information that can be conveyed about those individuals by the facility administration is limited by legislation or the facilities regulations.

1999 Municipal Census**Population by Single Year of Age**

Age	No.	Age	No.	Age	No.
0	3	37	3	74	0
1	1	38	0	75	2
2	1	39	3	76	0
3	2	40	1	77	1
4	1	41	4	78	2
5	1	42	2	79	1
6	1	43	1	80	1
7	1	44	3	81	0
8	1	45	1	82	0
9	1	46	5	83	0
10	1	47	2	84	0
11	2	48	2	85	0
12	1	49	2	86	0
13	3	50	2	87	0
14	3	51	3	88	0
15	4	52	6	89	0
16	3	53	6	90	0
17	3	54	4	91	0
18	3	55	6	92	0
19	3	56	3	93	0
20	2	57	1	94	0
21	2	58	3	95	0
22	3	59	2	96	0
23	0	60	2	97	0
24	2	61	1	98	0
25	1	62	2	99	0
26	0	63	2	100	0
27	0	64	1	101	0
28	1	65	1	102	0

1999 Municipal Census

Population by Single Year of Age

Age	No.	Age	No.	Age	No.
29	2	66	0	103	0
30	1	67	5	104	0
31	1	68	2	105	0
32	1	69	1	106	0
33	0	70	2	107	0
34	1	71	1	108	0
35	2	72	2	109	0
36	2	73	5	110	0
				Group Count	0
Total					159

Note: Group Count means total numbers of individuals residing in a multiple resident facility (such as a group home, transient drop-in centre, residential hotel, or a criminal detention centre) where the personal information that can be conveyed about those individuals by the facility administration is limited by legislation or the facilities regulations.

2005 Municipal Census

Single Year of Age by Gender

Age	Male	Female	Age	Male	Female	Age	Male	Female
0	0	1	34	1	0	68	0	2
1	0	0	35	0	1	69	3	1
2	0	0	36	2	0	70	2	1
3	1	0	37	1	1	71	0	1
4	0	0	38	1	1	72	1	0
5	1	1	39	1	3	73	5	1
6	1	4	40	0	4	74	0	0
7	1	1	41	1	1	75	1	1
8	0	2	42	2	2	76	0	1
9	2	2	43	0	2	77	1	0
10	6	3	44	3	0	78	0	1
11	0	0	45	1	2	79	3	2
12	1	5	46	2	5	80	0	0
13	3	7	47	5	4	81	0	2
14	3	2	48	5	3	82	0	0
15	2	0	49	1	2	83	1	0
16	2	3	50	2	2	84	0	1
17	2	2	51	2	0	85	0	0
18	1	1	52	1	5	86	0	0
19	1	1	53	4	3	87	0	0
20	2	1	54	1	1	88	0	0
21	2	0	55	3	2	89	0	0
22	0	2	56	4	1	90	0	0
23	0	0	57	1	2	91	0	0
24	0	1	58	2	2	92	0	0
25	2	0	59	4	2	93	0	0
26	1	0	60	2	2	94	0	0
27	1	0	61	3	2	95	0	0
28	0	1	62	2	2	96	0	0
29	1	0	63	0	2	97	0	0
30	0	0	64	2	1	98	0	0
31	0	0	65	3	3	99	0	0
32	2	1	66	1	1	100	0	0
33	0	0	67	0	1	100+	0	0
Total Male	118	Total Female	120					

Note: Group Count is NOT included in the table. Group Count means total numbers of individuals residing in a multiple resident facility (such as a group home, transient drop-in centre, residential hotel, or a criminal detention centre) where the personal information that can be conveyed about those individuals by the facility administration is limited by legislation or the facilities regulations.

**2005 Municipal Census
Citizenship**

Citizenship	No.	%
Canadian Citizen	232	97.5
Non Canadian Citizen	6	2.5
Total	238	100.0

Note: Group Count is included in the table. Group Count means total numbers of individuals residing in a multiple resident facility (such as a group home, transient drop-in centre, residential hotel, or a criminal detention centre) where the personal information that can be conveyed about those individuals by the facility administration is limited by legislation or the facilities regulations.

**1999 Municipal Census
Citizenship**

Citizenship	No.	%
Canadian Citizenship	151	95.0
Group Count	0	0.0
Non Canadian Citizenship	8	5.0
Total	159	100.0

Note: Group Count means total numbers of individuals residing in a multiple resident facility (such as a group home, transient drop-in centre, residential hotel, or a criminal detention centre) where the personal information that can be conveyed about those individuals by the facility administration is limited by legislation or the facilities regulations.

2005 Municipal Census**Marital Status**

Marital Status	No.	%
Common-law	4	1.7
Married	140	58.8
Never Married	85	35.7
Other	0	0.0
Separated, divorced	7	2.9
Widowed	2	0.8
Unknown	0	0.0
Total	238	100.0

Note: Group Count is included in the table as Unknown. Group Count means total numbers of individuals residing in a multiple resident facility (such as a group home, transient drop-in centre, residential hotel, or a criminal detention centre) where the personal information that can be conveyed about those individuals by the facility administration is limited by legislation or the facilities regulations.

1999 Municipal Census**Marital Status**

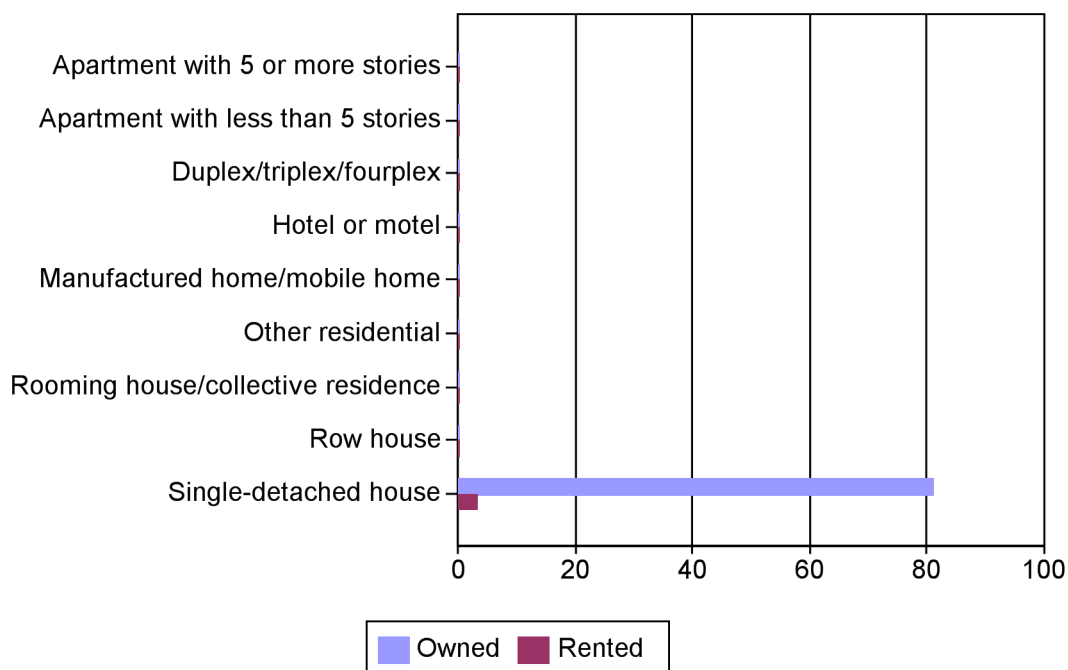
Marital Status	No.	%
Never Legally Married (single)	51	32.1
Legally Married (and not separated)	101	63.5
Separated / Divorced	3	1.9
Other	0	0.0
Common Law	4	2.5
Widowed	0	0.0
Group Count	0	0.0
Total	159	100.0

Note: Group Count means total numbers of individuals residing in a multiple resident facility (such as a group home, transient drop-in centre, residential hotel, or a criminal detention centre) where the personal information that can be conveyed about those individuals by the facility administration is limited by legislation or the facilities regulations.

2005 Municipal Census

Dwelling Unit by Structure Type and Ownership

Structure Type	Owned	Rented	Total
Apartment with 5 or more stories	0	0	0
Apartment with less than 5 stories	0	0	0
Duplex/triplex/fourplex	0	0	0
Hotel or motel	0	0	0
Manufactured home/mobile home	0	0	0
Other residential	0	0	0
Rooming house/collective residence	0	0	0
Row house	0	0	0
Single-detached house	81	3	84
Total	81	3	84



**2005 Municipal Census
Structure Type**

Structure Type	No.	%
Apartment with 5 or more stories	0	0.0
Apartment with less than 5 stories	0	0.0
Duplex/triplex/fourplex	0	0.0
Hotel or motel	0	0.0
Manufactured home/mobile home	0	0.0
Other residential	1	1.1
Rooming house/collective residence	0	0.0
Row house	0	0.0
Single-detached house	86	98.9
Total	87	100.0

1999 Municipal Census
Structure Type
Occupied Private Dwellings

Structure Type	No.	%
Apartment less than 5 stories	0	0.0
Apartment with 5 or more stories	0	0.0
Duplex/triplex/fourplex	0	0.0
Hotel or motel	0	0.0
Manufactured/mobile home	0	0.0
Other residential	0	0.0
Rooming house/collective residence	0	0.0
Row house	0	0.0
Single-detached house	54	100.0
Total	54	100.0

1999 Municipal Census
Tenure
Occupied Private Dwellings

Tenure	No.	%
Owned	50	92.6
Rented	4	7.4
Total	54	100.0

2005 Municipal Census

Occupation

Age Group	Males		Females	
	No.	%	No.	%
Employed 30+ hrs	69	58.5	37	30.8
Employed 0 - 30 hrs	1	0.8	6	5.0
Homemaker	0	0.0	18	15.0
Unemployed	0	0.0	1	0.8
Retired	18	15.3	17	14.2
Perm. unable to work	0	0.0	0	0.0
Post Sec. Student	2	1.7	3	2.5
Gr.10 - Gr.12	6	5.1	6	5.0
Gr.7 - Gr.9	7	5.9	14	11.7
Kind - Gr.6	11	9.3	13	10.8
Preschool	1	0.8	1	0.8
Other	3	2.5	4	3.3
Unknown	0	0.0	0	0.0
Total	118	100.0	120	100.0

Note: Group Count is included in the table as Unknown. Group Count means total numbers of individuals residing in a multiple resident facility (such as a group home, transient drop-in centre, residential hotel, or a criminal detention centre) where the personal information that can be conveyed about those individuals by the facility administration is limited by legislation or the facilities regulations.

1999 Municipal Census

Occupation

Age Group	Males		Females	
	No.	%	No.	%
Employed 30+ hrs	48	60.0	23	29.1
Employed 0 - 30 hrs	2	2.5	10	12.7
Homemaker	0	0.0	11	13.9
Unemployed	2	2.5	0	0.0
Retired	12	15.0	10	12.7
Perm. unable to work	0	0.0	0	0.0
Post Sec. Student	3	3.8	5	6.3
Gr.10 - Gr.12	4	5.0	5	6.3
Gr.7 - Gr.9	4	5.0	2	2.5
Kind - Gr.6	4	5.0	6	7.6
Preschool	1	1.3	7	8.9
Other	0	0.0	0	0.0
Group Count	0	0.0	0	0.0
Total	80	100.0	79	100.0

Note: Group Count means total numbers of individuals residing in a multiple resident facility (such as a group home, transient drop-in centre, residential hotel, or a criminal detention centre) where the personal information that can be conveyed about those individuals by the facility administration is limited by legislation or the facilities regulations.

**2005 Municipal Census
Length of Residence**

Stable	No.	%
1 year to less than 3 years	40	16.8
3 years to less than 5 years	14	5.9
5 years or more	166	69.7
Sub Total	220	92.4

Other	No.	%
Child less than 1 year	0	0.0
Unknown	0	0.0
Sub Total	0	0.0

Mobile Within Last Year	No.	%
Atlantic Canada	0	0.0
British Columbia	0	0.0
Elsewhere in Alberta	5	2.1
Elsewhere in Edmonton	9	3.8
Ontario or Quebec	0	0.0
Outside of Canada	4	1.7
Territories/Manitoba/Saskatchewan	0	0.0
Sub Total	18	7.6

Total	238	100.0
--------------	------------	--------------

Note: Group Count is included in the table as Unknown. Group Count means total numbers of individuals residing in a multiple resident facility (such as a group home, transient drop-in centre, residential hotel, or a criminal detention centre) where the personal information that can be conveyed about those individuals by the facility administration is limited by legislation or the facilities regulations.

**1999 Municipal Census
Length of Residence**

Stable	No.	%
1 year to less than 3 years	14	8.8
3 years to less than 5 years	29	18.2
5 years or more	107	67.3
Sub Total	150	94.3

Other	No.	%
Child less than 1 year	4	2.5
Group Count	0	0.0
Sub Total	4	2.5

Mobile Within Last Year	No.	%
Atlantic Canada	0	0.0
British Columbia	0	0.0
Elsewhere in Alberta	0	0.0
Elsewhere in Edmonton	3	1.9
Ontario or Quebec	0	0.0
Outside of Canada	2	1.3
Territories/Manitoba/Saskatchewan	0	0.0
Sub Total	5	3.1

Total	159	100.0
--------------	------------	--------------

Note: Group Count means total numbers of individuals residing in a multiple resident facility (such as a group home, transient drop-in centre, residential hotel, or a criminal detention centre) where the personal information that can be conveyed about those individuals by the facility administration is limited by legislation or the facilities regulations.

**Edmonton Police Service
Type of Crime by Year**

Year	Violent	Property	CC Traffic	Other CC	Total
1999	0	0	0	0	0
2000	0	0	0	0	0
2001	0	0	0	0	0
2002	0	0	0	0	0
2003	0	0	0	0	0
2004	0	1	0	0	1
2005	0	2	0	0	2

Violent Crime: Crimes of violence involve offences that deal with the application or threat of application of force to a person. They include homicide, attempted murder, sexual assault, non-sexual assault, other sexual offences, abduction and robbery. Traffic incidents that result in death or bodily harm are included under Criminal Code Traffic Offences.

Property Crime: Property crime involves unlawful acts with the intent of gaining property. It includes actual and attempted break and enter, actual and attempted motor vehicle theft, 'other' theft (i.e. theft from vehicle, shoplifting, theft of bicycle, and other thefts), possession of stolen property, and fraud.

Criminal Code Traffic: Includes dangerous driving, impaired driving, refuse breath or blood sample, and failure to remain at the scene of an accident.

Other Criminal Code Offences: Includes Criminal Code offences that are not classified as violent, property or traffic offences. Examples are mischief offences, administration of justice offences (e.g. failure to comply with a summons or an appearance notice, bail violations, failure to appear in court) and offensive weapons offences.

The categorization of crime is based on the definition of crime provided by Statistics Canada in their Uniform Crime Reports (UCR).

Due to variable reporting procedures, counterfeiting currency offences have been excluded for all years reported.

Crime Stoppers TIPS Line: 1-800-222-TIPS (8477) or www.tipsubmit.com

Website: www.police.edmonton.ab.ca

**1999 Municipal Census
Students (K-12) by Type of School**

Type of School	No.	%
At home	0	0.0
Catholic	7	28.0
Charter	0	0.0
Private	3	12.0
Public	15	60.0
Total	25	100.0

**2005 Municipal Census
School District Residency**

School District	No.
Edmonton Catholic School District Resident	72
Edmonton Public School District Resident	166
Total	238

Note: Group Count is included in the table. Group Count means total numbers of individuals residing in a multiple resident facility (such as a group home, transient drop-in centre, residential hotel, or a criminal detention centre) where the personal information that can be conveyed about those individuals by the facility administration is limited by legislation or the facilities regulations.

**1999 Municipal Census
School District Residency**

School District	No.
Edmonton Catholic School District Resident	49
Edmonton Public School District Resident	110
Group Count	0
Total	159

Note: Group Count means total numbers of individuals residing in a multiple resident facility (such as a group home, transient drop-in centre, residential hotel, or a criminal detention centre) where the personal information that can be conveyed about those individuals by the facility administration is limited by legislation or the facilities regulations.